UNCONTROLLED DOCUMENT

PART NUMBER
LDS-SMAAN4000RI-UW

REV.

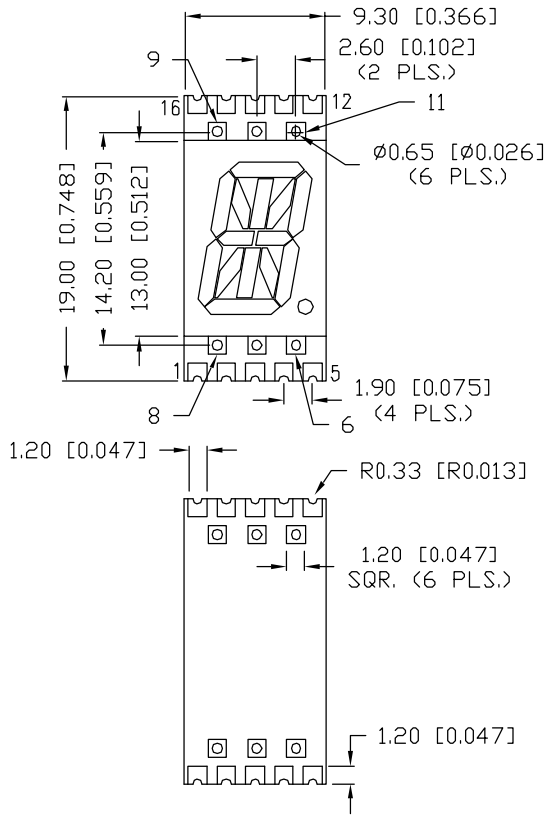

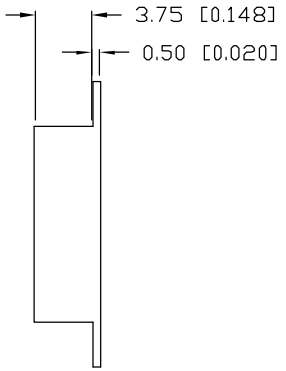

REFLOW PROFILE

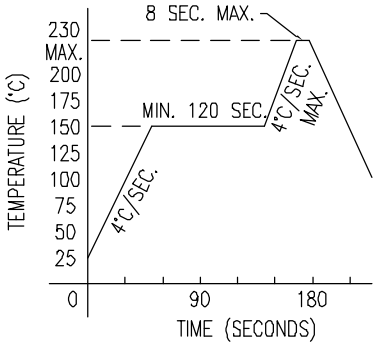

ELECTRO-OPTICAL CHARACTERISTICS T_A=25°C I_f=10mA

PARAMETER	MIN	TYP	MAX	UNITS	TEST COND
PEAK WAVELENGTH		–		nm	
FORWARD VOLTAGE *		3.5	4.0	V_f	
REVERSE VOLTAGE	5.0			V_r	I_r=100µA
AXIAL INTENSITY		26000		µcd	I_f=10mA
CHROMATICITY COORDINATES	X	0.33			I_f=10mA
	Y	0.34			
EMITTED COLOR:	WHITE				
FACE COLOR:	GRAY				
SEGMENT COLOR:	MILKY WHITE DIFFUSED				

LIMITS OF SAFE OPERATION AT 25°C PER CHIP

PARAMETER	MAX	UNITS
PEAK FORWARD CURRENT*	155	mA
STEADY CURRENT	30	mA
POWER DISSIPATION	100	mW
DERATE FROM 25°C	–1.2	mW/°C
OPERATING, STORAGE TEMP.	–40 TO +85	°C
SOLDERING TEMP.	+230	°C

* t<10µS

NOTES:

1. 800 PCS/REEL

TAPE SPEC

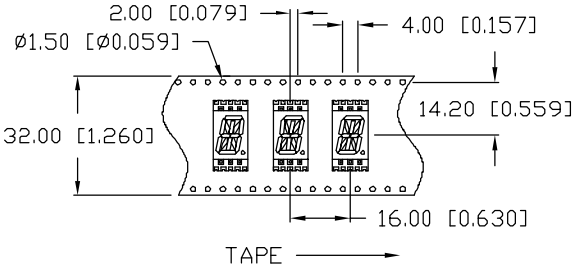

DIGIT DETAIL

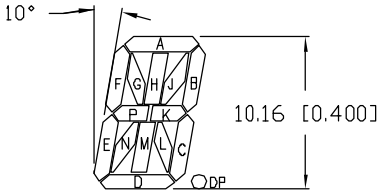

SOLDER PROFILE

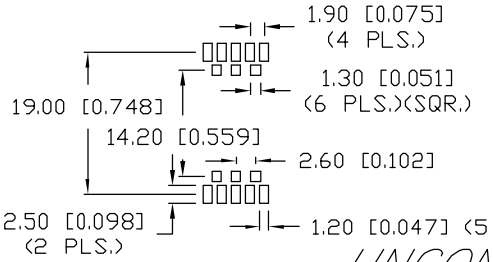

POLARITY DIAGRAM

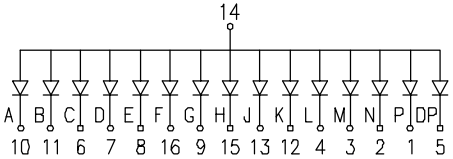

UNCONTROLLED DOCUMENT

*UNLESS OTHERWISE SPECIFIED TOLERANCES PER DECIMAL PRECISION ARE: X=±1 (±0.039), X.X=±0.5 (±0.020), X.XX=±0.25 (±0.010), X.XXX=±0.127 (±0.005). LEAD SIZE=±0.05 (±0.002), LEAD LENGTH=±0.75 (±0.030). MIN= +DECIMAL PRECISION –0.00 MAX.= +0.00 –DECIMAL PRECISION

REV.

PART NUMBER
LDS-SMAAN4000RI-UW

.40" SMT ALPHA/NUMERIC DISPLAY,
COMMON ANODE, WHITE LEDS, GRAY FACE, WHT. SEGMENTS.

CONFIDENTIAL INFORMATION
THE INFORMATION CONTAINED IN THIS DOCUMENT IS THE PROPERTY OF LUMEX INC. EXCEPT AS SPECIFICALLY AUTHORIZED IN WRITING BY LUMEX INC., THE HOLDER OF THIS DOCUMENT SHALL KEEP ALL INFORMATION CONTAINED HEREIN CONFIDENTIAL AND SHALL PROTECT SAME IN WHOLE OR IN PART FROM DISCLOSURE AND DISSEMINATION TO ALL THIRD PARTIES.

RELIABILITY NOTE
OUR MANY YEARS OF EXPERIENCE DATA ACCUMULATION INDICATE THAT SOLDER HEAT IS A MAJOR CAUSE OF EARLY AND FUTURE FAILURE. PLEASE PAY ATTENTION TO YOUR SOLDERING PROCESS.

290 E. HELEN ROAD
PALATINE, IL 60067-6976
PHONE: +1.847.359.2790
US WEB: www.lumex.com
TW WEB: www.lumex.com.tw

DRAWN BY:	CHECKED BY:	APPROVED BY:	DATE: 3.30.04
CT			PAGE: 1 OF 1
			SCALE: N/A