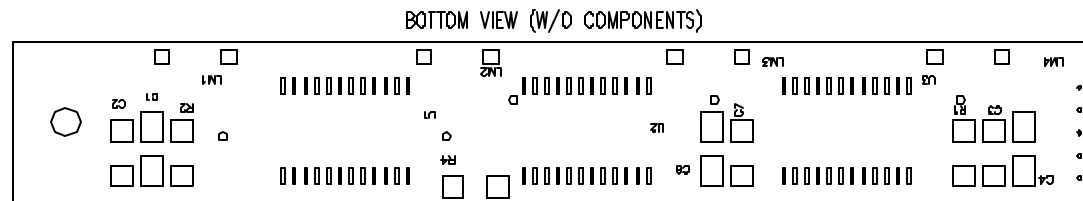
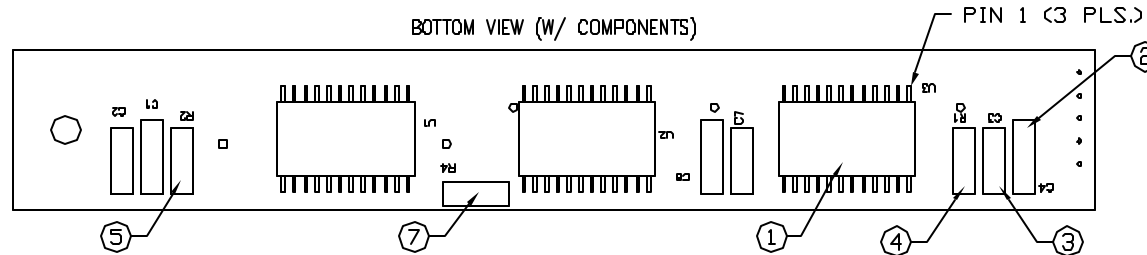
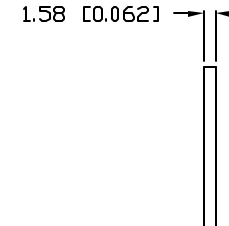
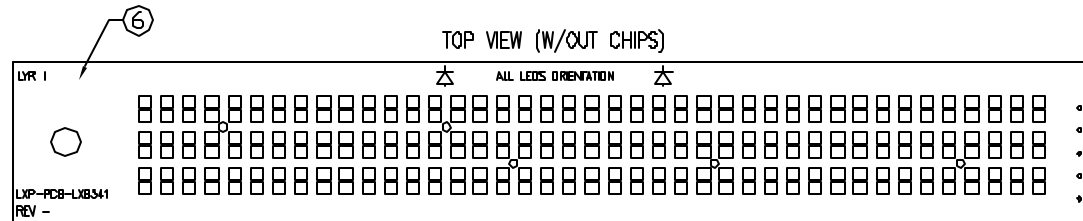


CAUTION: STATIC SENSITIVE DEVICE
 FOLLOW PROPER E.S.D. HANDLING PROCEDURES
 WHEN WORKING WITH THIS PART.



NOTES:

- ASSEMBLY SENSITIVE TO ELECTRO-STATIC DISCHARGE (ESD). ALL ASSEMBLY MACHINERY, PERSONNEL AND WORKSTATIONS MUST BE GROUNDED WHEN HANDLING PCB'S.
- SHIP PARTS IN ESD PACKAGING.
- PCB TO BE SUPPLIED WITH ALL COMPONENTS MOUNTED ON BOTTOM SIDE.

BOM:

- LXP-MAX7219CWG, DRIVER: U1, U2, U3. (3 PCS.)
- LXP-CAP4.7-TANTSMT: C1, C4, C8. (3 PCS.)
- LXP-CAP1206-10CERM: C2, C3, C7. (3 PCS.)
- LXP-RES1206-20K: R1. (1 PC.)
- LXP-RES1206-47.5K: R2. (1 PC.)
- LXP-PCB-LXB341. (1 PC.)
- LXP-RES1206-10K: R4. (1 PC.)

*UNLESS OTHERWISE SPECIFIED TOLERANCES PER DECIMAL PRECISION ARE: X=±1 (±0.039), XX=±0.5 (±0.020), XXX=±0.25 (±0.010), XXXX=±0.127 (±0.005). LEAD SIZE=±0.05 (±0.002), LEAD LENGTH=±0.75 (±0.030). MIN.= +DECIMAL PRECISION MAX.= +0.00 -DECIMAL PRECISION

REV.	PART NUMBER LXP-PCB341UPGUSBSI
3 x 41 LED ARRAY SURFACE MOUNT COMPONENT LAYOUT, FOR SSA-B341UPGUSBSIAS	

CONFIDENTIAL INFORMATION
 THE INFORMATION CONTAINED IN THIS DOCUMENT IS THE PROPERTY OF LUMEX INC. EXCEPT AS SPECIFICALLY AUTHORIZED IN WRITING BY LUMEX INC., THE HOLDER OF THIS DOCUMENT SHALL KEEP ALL INFORMATION CONTAINED HEREIN CONFIDENTIAL AND SHALL PROTECT SAME IN WHOLE OR IN PART FROM DISCLOSURE AND DISSEMINATION TO ALL THIRD PARTIES.

RELIABILITY NOTE
 OUR MANY YEARS OF EXPERIENCE DATA ACCUMULATION INDICATE THAT SOLDER HEAT IS A MAJOR CAUSE OF EARLY AND FUTURE FAILURE. PLEASE PAY ATTENTION TO YOUR SOLDERING PROCESS.

DRAWN BY: CT

290 E. HELEN ROAD PALATINE, IL 60067-6976 PHONE: +1.847.359.2790 US WEB: www.lumex.com TW WEB: www.lumex.com.tw	CHECKED BY:	APPROVED BY:	DATE: 1.12.01 PAGE: 1 OF 1 SCALE: N/A
---	-------------	--------------	---